


19,575

Brittni Turner
Hunt County Treasurer

FY 25: Monthly Report, May 2025



The Treasurers' Monthly Report includes money received and disbursed as well as funds invested and debt due by Hunt County. The Treasurer's Books and the Auditor's General Ledger agree. The Bank Statements have been reconciled and approved by the County Auditor.


This affidavit must state the amount of cash and other assets that are in the custody of the county treasurer at the time of the examination. (LGC 114.026) **Month End Balance: \$66,285,214.60**


Therefore, Brittni Turner, County Treasurer of Hunt County, Texas, who being fully sworn, upon oath says that the within and foregoing report is true and correct to the best of her knowledge.

This report will be filed with accompanying reports this 8th day of July 2025.



Brittni Turner, Hunt County Treasurer


Commissioners' Court having compared and examined the Treasurer's Report as presented and subject to independent auditor's review, certify the report to be correct and therefore request it be filed with the official minutes of this meeting. LGC 114.026(c)


Mark Hutchins, Comm., Pct #1


Garry Smith, Comm., Pct #3


Bobby Stoyall, Hunt County Judge


David Monroe, Comm., Pct #2


Steven Harrison, Comm., Pct #4



Hunt County Treasurer
Monthly Report
May 2025

Hunt County Funds	Beginning Balance	Money Received	Money Disbursed	Transfer In/Out Investment	Month End Balance
10-GENERAL	4,694,221.49	1,803,447.55	-3,838,008.14	1,000,000.00	3,659,660.90
10-Texas CLASS G.O.	14,398,991.72	53,520.42	0.00	-1,000,000.00	13,452,512.14
10-TexPool Investment	1,254,449.98	4,589.46	0.00	0.00	1,259,039.44
10-TexStar Investment	3,279,276.77	11,963.37	0.00	0.00	3,291,240.14
10-Logic G.O.	4,658,603.43	17,497.24	0.00	0.00	4,676,100.67
10-General Fund Totals:	28,285,543.39	1,891,018.04	-3,838,008.14	0.00	26,338,553.29
15-Exchange Bldg	1,099,990.68	38,560.11	-44,073.76	0.00	1,094,477.03
20-Law Library	131,839.27	4,480.55	-1,431.38	0.00	134,888.44
21-R&B #1	173,215.31	80,088.27	-327,327.16	200,000.00	125,976.42
21-R&B #1, Texas CLASS	2,266,757.85	8,404.85	0.00	-200,000.00	2,075,162.70
21-R&B #1, TexPool Invest.	58,491.99	213.96	0.00	0.00	58,705.95
21-R&B #1, Logic	346,827.62	1,302.64	0.00	0.00	348,130.26
21-R&B #1 Fund Totals:	2,845,292.77	90,009.72	-327,327.16	0.00	2,607,975.33
22-R&B #2	174,253.95	150,088.27	-353,202.23	200,000.00	171,139.99
22-R&B #2, Texas CLASS	2,662,115.48	9,887.63	0.00	-200,000.00	2,472,003.11
22-R&B #2, TexPool Invest.	58,483.92	213.96	0.00	0.00	58,697.88
22-R&B #2, Logic	364,026.90	1,367.23	0.00	0.00	365,394.13
22-R&B #2 Fund Totals:	3,258,880.25	161,557.09	-353,202.23	0.00	3,067,235.11
23-R&B #3	175,709.43	166,271.57	-417,768.28	250,000.00	174,212.72
23-R&B #3, Texas CLASS	2,616,853.75	9,693.69	0.00	-250,000.00	2,376,547.44
23-R&B #3, TexPool Invest	105,857.16	387.27	0.00	0.00	106,244.43
23-R&B #3, Logic	331,179.46	1,243.88	0.00	0.00	332,423.34
23-R&B #3 Fund Totals:	3,229,599.80	177,596.41	-417,768.28	0.00	2,989,427.93
24-R&B #4	183,577.51	123,636.66	-455,593.13	250,000.00	101,621.04
24-R&B #4, Texas CLASS	1,855,592.26	6,838.50	0.00	-250,000.00	1,612,430.76
24-R&B #4, TexPool Invest	60,329.29	220.73	0.00	0.00	60,550.02
24-R&B #4, Logic	357,064.47	1,341.08	0.00	0.00	358,405.55
24-R&B #4 Fund Totals:	2,456,563.53	132,036.97	-455,593.13	0.00	2,133,007.37
25-Health Private	-21,109.01	6,640.66	-12,809.47	0.00	-27,277.82
26-State Health Services	-29,261.30	7,903.69	-29,921.15	0.00	-51,278.76
27-Hunt County Grants	35,524.16	9,088.47	-48,553.67	0.00	-3,941.04
27-SB22 Sheriff, Texas CLASS	514,068.38	1,928.06	0.00	0.00	515,996.44
27-SB22 CA, Texas CLASS	170,498.41	639.45	0.00	0.00	171,137.86
27-SB22 DA, Texas CLASS	156,291.86	586.15	0.00	0.00	156,878.01
27-Hunt County Grants Totals:	876,382.81	12,242.13	-48,553.67	0.00	840,071.27
41-American Rescue Plan Funds	0.00	0.00	-1,625.00	1,625.00	0.00
41-ARPA Funds - Texas CLASS	5,632,581.80	21,124.58	0.00	-1,625.00	5,652,081.38
41-ARPA Funds - Totals:	5,632,581.80	21,124.58	-1,625.00	0.00	5,652,081.38
44-Road Bonds	0.00	0.00	0.00	0.00	0.00
44-Road Bonds, Logic	3,306,931.81	12,420.50	0.00	0.00	3,319,352.31
44-Road Bond Totals:	3,306,931.81	12,420.50	0.00	0.00	3,319,352.31
45-Capital Improvement	0.00	0.00	-93,165.96	73,665.96	-19,500.00
45-Capital Improvement Logic	10,501,129.40	39,405.48	0.00	-73,665.96	10,466,868.92
45-Capital Improvement TxPool	3,803,572.50	13,915.66	0.00	0.00	3,817,488.16
45-Capital Improvement Totals:	14,304,701.90	53,321.14	-93,165.96	0.00	14,264,857.08
61-Right of Way Fund	13,165.62	0.00	0.00	0.00	13,165.62
61-Right of Way Fund TxPool	10,916.56	39.91	0.00	0.00	10,956.47
61-Right of Way Fund Totals	24,082.18	39.91	0.00	0.00	24,122.09

**Hunt County Treasurer
Monthly Report
May 2025**

Hunt County Funds	Beginning Balance	Money Received	Money Disbursed	Transfer In/Out Investment	Month End Balance
66-Self-Insured Insurance Fund	-748,589.67	756,537.84	-845,087.87	0.00	-837,139.70
66-Self-Insured Ins. - Texas Class	114,241.62	428.47	0.00	0.00	114,670.09
66-Self Insurance Fund Totals:	-634,348.05	756,966.31	-845,087.87	0.00	-722,469.61
68-JP, DDC Fee Fund	77,513.40	440.30	-818.53	0.00	77,135.17
70-Voter Admin 19	0.00	2,027.03	-15,179.03	0.00	-13,152.00
71-DC Records Management	3.81	0.37	0.00	0.00	4.18
72-HAVA/CARES Grant	0.00	0.00	0.00	0.00	0.00
74-Elections Special	133,431.33	0.00	0.00	0.00	133,431.33
75-CA-DWI	22,940.91	154.71	0.00	0.00	23,095.62
77-PreTrial Intervention	151,714.65	4,026.00	0.00	0.00	155,740.65
81-CC RMPF	21,169.74	22,785.00	-5,718.51	-32,604.73	5,631.50
81-CC RMPF - Texas Class	1,704,100.83	6,407.13	0.00	32,604.73	1,743,112.69
81-CC RMPF Totals	1,725,270.57	29,192.13	-5,718.51	0.00	1,748,744.19
82-Courthouse Security	295,744.06	8,394.55	-2,242.10	0.00	301,896.51
83-Justice Court Sec.	65,509.42	434.47	-37.99	0.00	65,905.90
84-District Clerk Archive	72,648.40	5.00	0.00	0.00	72,653.40
85-Co & District Court Techn	21,444.04	89.17	0.00	0.00	21,533.21
86-County Record Preservation	265,363.25	4,104.27	-760.00	0.00	268,707.52
87-Justice Court Technology	38,089.80	1,439.68	-619.62	0.00	38,909.86
88-County Clerk Archive	577,350.13	17,390.00	0.00	0.00	594,740.13
89-County Record Mgt Preserve	158,231.12	2,699.94	0.00	0.00	160,931.06
91-TCOLE	60,799.10	0.00	-289.90	0.00	60,509.20
95-Juv Prob. Local Funds	638,829.85	0.00	-56,008.13	0.00	582,821.72
96-Juv Prob Grant Funds	149,906.00	684.16	-79,703.85	0.00	70,886.31
<hr/>					
50-Debt Service (I&S)	73,078.43	9,013.18	0.00	0.00	82,091.61
50-Debt Service TexPool Inv	172,973.72	632.87	0.00	0.00	173,606.59
50-Debt Service Fund Totals:	246,052.15	9,646.05	0.00	0.00	255,698.20
<hr/>					
Total of Funds:	47,620,618.69	2,605,672.82	-5,783,231.99	0.00	66,285,214.60

**Hunt County Treasurer
Monthly Report
May 2025**

HUNT COUNTY DEBT

	Mo. Beginning	Payment	Balance Due
Reserve St Comptroller I	\$655,225.42	-\$1,888.23	\$653,337.19
Reserve St Comptroller II	\$0.00	\$0.00	\$0.00
Reserve St Comptroller III	\$98,596.35	-\$2,960.00	\$95,636.35
Reserve St Comptroller IV	\$253,285.07	-\$2,367.00	\$250,918.07
2017 Road Bonds Payable	\$4,560,000.00	\$0.00	\$4,560,000.00
2021 Road Bonds Payable	\$4,565,000.00	\$0.00	\$4,565,000.00
Bond Premium Payable	-\$57,943.50	\$0.00	-\$57,943.50
2017 Road Bond Premium	\$289,750.00	\$0.00	\$289,750.00
2021 Road Bond Premium	\$330,337.50	\$0.00	\$330,337.50
Liability Comp Absence	\$605,957.00	\$0.00	\$605,957.00
Tillman Tower Lease	\$207,271.95	-\$554.55	\$206,717.40
SBA Tower Celeste	\$709,329.25	-\$717.78	\$708,611.47
SBA Tower Commerce	\$709,329.25	-\$717.78	\$708,611.47
Konica Copier Lease	\$201,973.42	-\$8,230.98	\$193,742.44
DLL Copier Lease	\$22,190.35	-\$398.25	\$21,792.10
OPEB Pension Liability	\$12,655,364.00	\$0.00	\$12,655,364.00
GASB 68 Pension Liability	\$6,514,278.00	\$0.00	\$6,514,278.00
Def. Resource Inflow Pensn	\$2,883,459.00	\$0.00	\$2,883,459.00
Def. Inflow Resources-OPEB	\$1,714,843.00	\$0.00	\$1,714,843.00
Totals:	\$36,918,246.06	-\$17,834.57	\$36,900,411.49

Invested Funds

May 2025

GENERAL Fund	Rate	Month Balance	
Logic	4.4223%	4,676,100.67	20.62%
Texpool	4.3077%	1,259,039.44	5.55%
Texstar	4.2954%	3,291,240.14	14.51%
Texas CLASS	4.4083%	13,452,512.14	59.32%
TOTAL:		22,678,892.39	100.00%

Road & Bridge 1	Rate	Month Balance	
Logic	4.4223%	348,130.26	14.03%
Texpool	4.3077%	58,705.95	2.37%
Texas CLASS	4.4083%	2,075,162.70	83.61%
TOTAL:		2,481,998.91	100.00%

Road & Bridge 2	Rate	Month Balance	
Logic	4.4223%	365,394.13	12.62%
Texpool	4.3077%	58,697.88	2.03%
Texas CLASS	4.4083%	2,472,003.11	85.36%
TOTAL:		2,896,095.12	100.00%

Road & Bridge 3	Rate	Month Balance	
Logic	4.4223%	332,423.34	11.81%
Texpool	4.3077%	106,244.43	3.77%
Texas CLASS	4.4083%	2,376,547.44	84.42%
TOTAL:		2,815,215.21	100.00%

Road & Bridge 4	Rate	Month Balance	
Logic	4.4223%	358,405.55	17.64%
Texpool	4.3077%	60,550.02	2.98%
Texas CLASS	4.4362%	1,612,430.76	79.38%
TOTAL:		2,031,386.33	100.00%

Hunt County Grants - SB22	Rate	Month Balance	
Sheriff - Texas CLASS	4.4083%	515,996.44	61.14%
CA - Texas CLASS	4.4083%	171,137.86	20.28%
DA - Texas CLASS	4.4083%	156,878.01	18.59%
TOTAL:		844,012.31	100.00%

Capital Improvement	Rate	Month Balance	
Logic	4.4223%	10,466,868.92	73.28%
Texpool	4.3077%	3,817,488.16	26.72%
TOTAL:		14,284,357.08	100.00%

Invested Funds

May 2025

ARPA Funds	Rate	Month Balance	
Texas CLASS	4.4083%	5,652,081.38	100.00%
TOTAL:		5,652,081.38	100.00%

Self-Insurance Fund	Rate	Month Balance	
Texas CLASS	4.4083%	114,670.09	100.00%
TOTAL:		114,670.09	100.00%

Co. Clerk Records Mgmt & Preservation	Rate	Month Balance	
Texas CLASS	4.4083%	1,743,112.69	100.00%
TOTAL:		1,743,112.69	100.00%

(Also at 100% each as stated below)

Logic: Road Bonds	3,319,352.31
TexPool: Right of Way	10,956.47
TexPool: Debt Service I&S	173,606.59

Total Investments:	\$59,045,736.88
---------------------------	------------------------